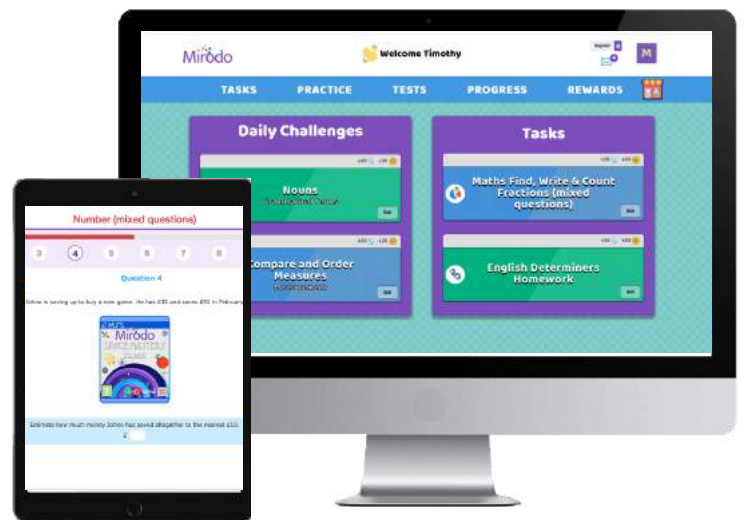


Mirodo

Guide To Getting Started



Parent Handbook





Table of Contents

PAGE 1

1. Getting Started

- 1.1 - Device Compatibility
- 1.2 - Browser Compatibility
- 1.3 - Pupil Login

PAGE 2

2. Practice

- 2.1 - Practice and Revision

PAGE 3

3. Tasks

- 3.1 - To Do and Completed Tasks

4. Tests

- 4.1 - English and Maths Test Sets

PAGE 4

5. Progress

- 5.1 - Practice Progress
- 5.2 - Test Progress

PAGE 5

6. Video Lessons

- 6.1 - Interactive Video Library

7. Rewards

- 7.1 - Goals and Trophies

PAGE 6

- 7.2 - Mirodo Shop

8. Mindfulness

- 8.1 - Molly the Monkey

PAGE 7

9. Support

- 9.1 - Feedback
- 9.2 - Mirodo Community

1 Getting Started

Mirodo is an online platform, that covers English, Maths and Science, to help build your child's confidence and develop key skills. Mirodo personalises topics and allows your child to make progress. Mirodo can be used independently and also for schools to set homework.

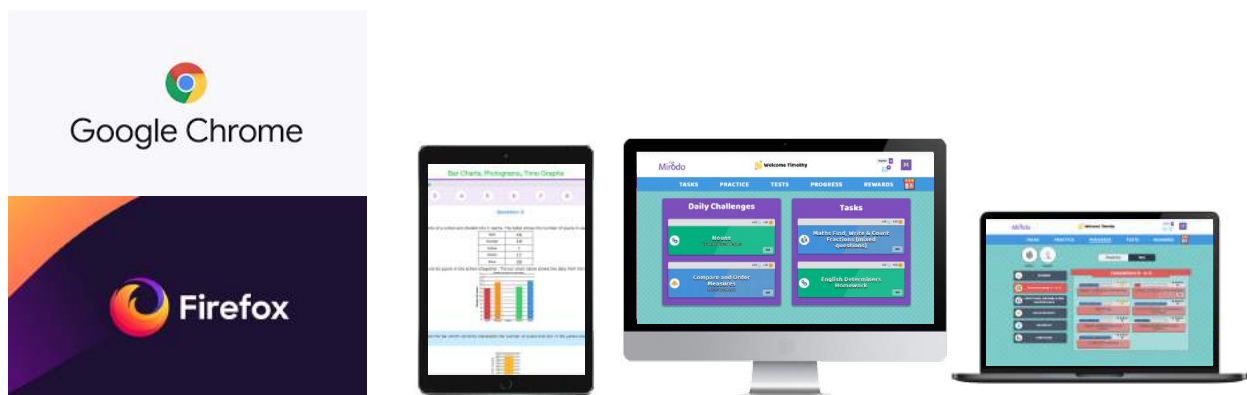
To ensure the best use, please follow the points below:

1.1 Device Compatibility

Mirodo is compatible with desktops, laptops and tablets. We would not recommend using mobile phones.

1.2 Browser Compatibility

We highly recommend using Google Chrome or Firefox browser when accessing Mirodo, as these are the most compatible with the platform.



Please note: Using the incorrect browser may cause display issues. If this happens please refer to section 7.1

1.3 Pupil Login

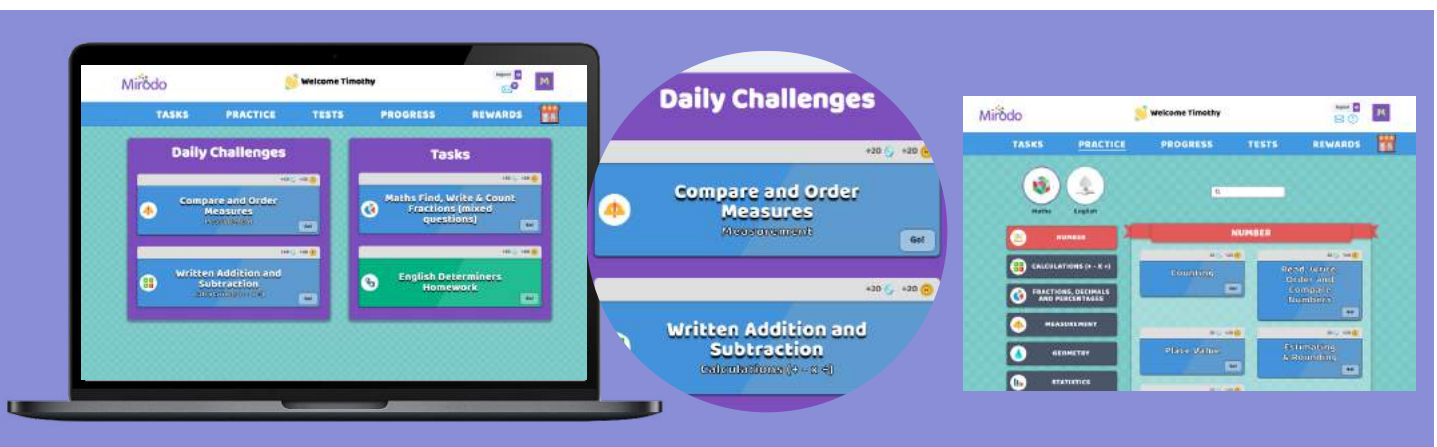
Your teacher will have already set a specific username and password for your child to access Mirodo. You should have received either a log in slip or letter. If you have forgotten your password, **please contact your school to reset it.**

2 Practice

2.1 Practice and revision

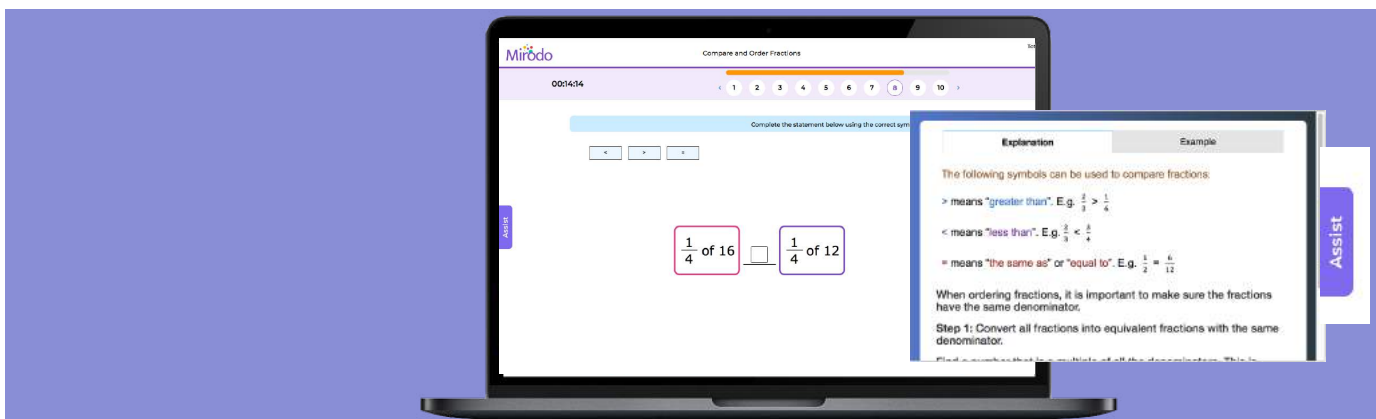
Mirodo covers all of Key Stage 2 English, Maths and Science. Your child can tackle each subject by topic, from Maths, SPaG and Reading. Each practice task your child completes on Mirodo, helps to further tailor the system to their individual learning areas.

We recommend at least 20 minutes within the Practice Area or Daily Challenges.



The Daily Challenges are tailored topics, which will help to boost confidence in specific areas your child needs to build up their understanding.

Within each practice topic, there is a help guide to 'assist' your child's learning. These are linked to the National Curriculum areas.



3 Task

This section is used by schools to set homework or personalised topics.

3.1 To Do and Completed Tasks

Under the "Task" tab, you will find the tasks which have been set by your child's teacher. This may include any homework, GoLive lessons, revision or tests. The due date is shown on each task set. This is automatically updated as "Overdue," if the task remains incomplete after the due date. You can also see all the tasks your child has completed under the "Completed" tab.

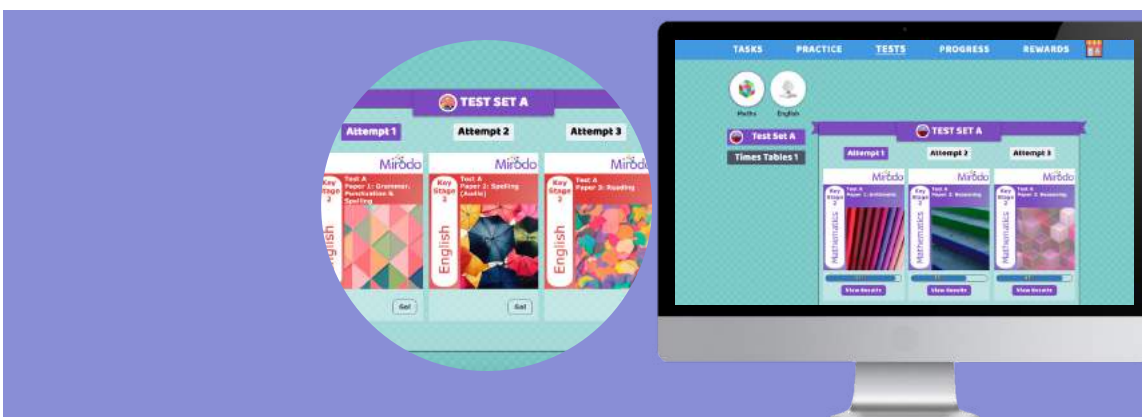


4 Tests

4.1 English and Maths Test Sets

Mirodo has a bank of tests for English and Maths. However, these tests can only be set by your child's teacher.

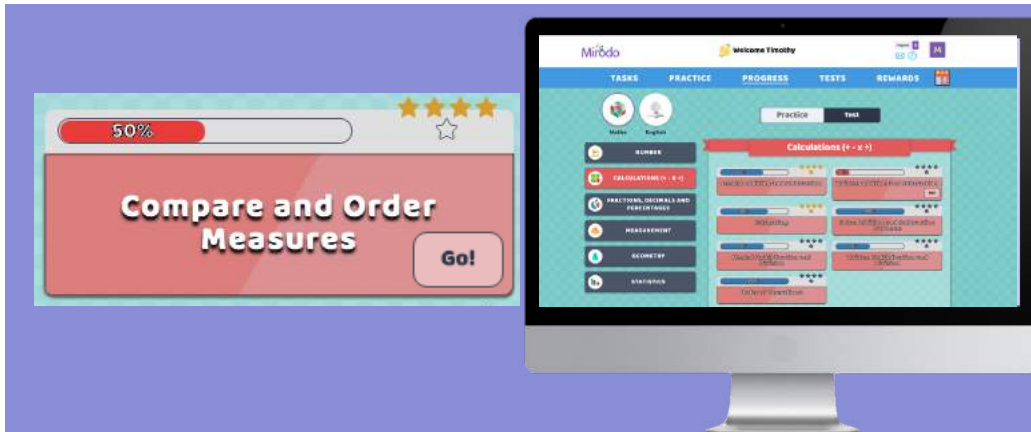
You can find complete test papers under the "Test" tab of the account.



5 Progress

5.1 Practice Progress

Under the "Progress" tab, you can access and monitor your child's progress. You can view their results from the practice and task areas in this section.

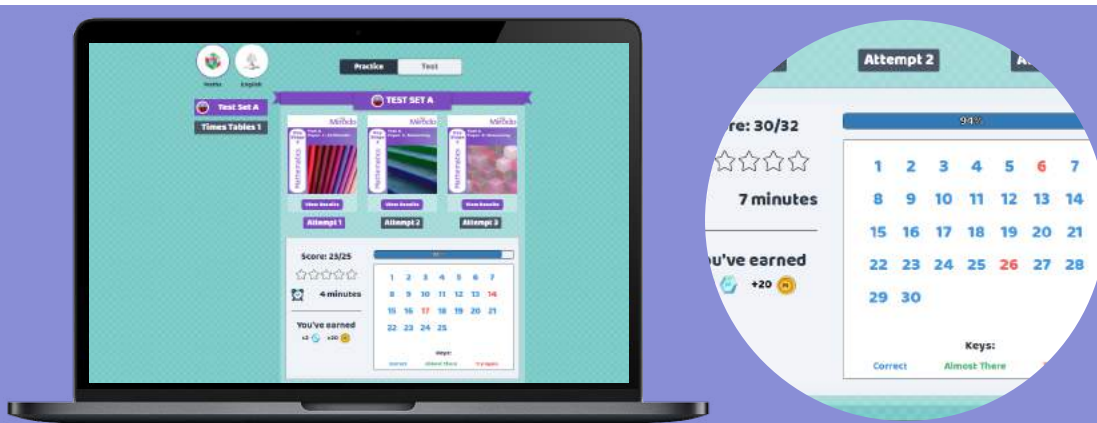


You can see a topic by topic breakdown as well as a progress chart for tests completed.

Encourage your child to visit this area themselves to enable independent learning as they can see the areas they need to work on and go into the practice area to build their understanding.

5.2 Test Progress

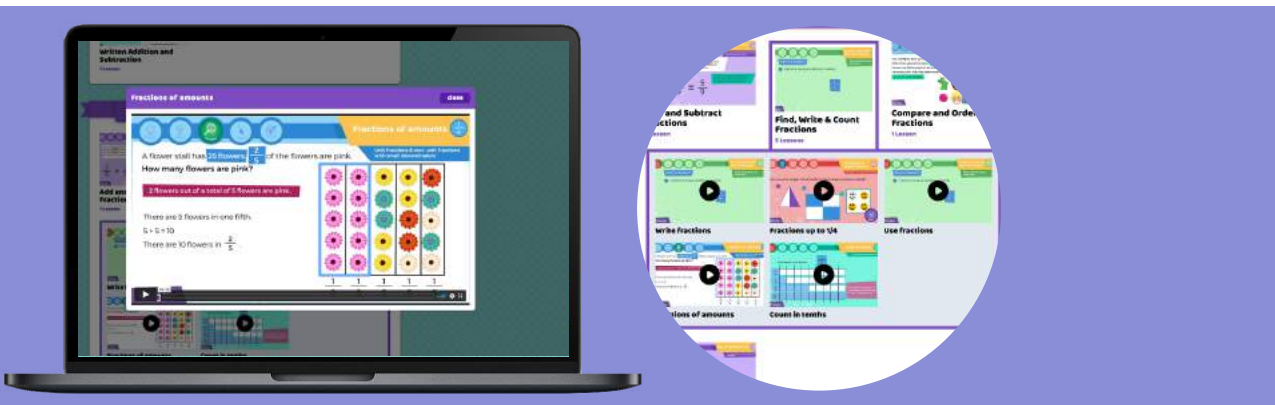
Under the "Progress" tab, you can also access and monitor your child's test papers. Results from the tests are shown in this section.



6 Video Lessons

6.1 Interactive Video Library

Your child will have access to a video library on key topics. Mirodo will automatically recommend videos for your child to watch based on their individual learning goals. Your child can access these videos anytime and anywhere. New videos are constantly uploaded to the platform, so keep a look out for any new updates!

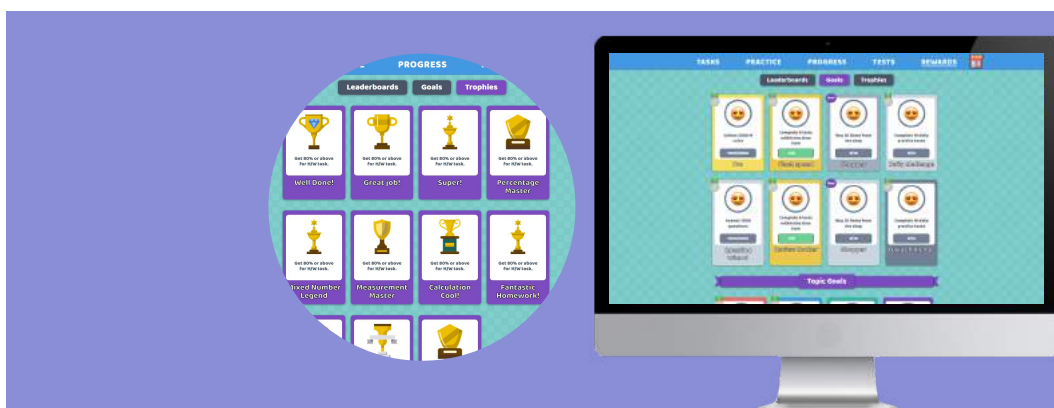


7 Rewards

7.1 Goals and Trophies

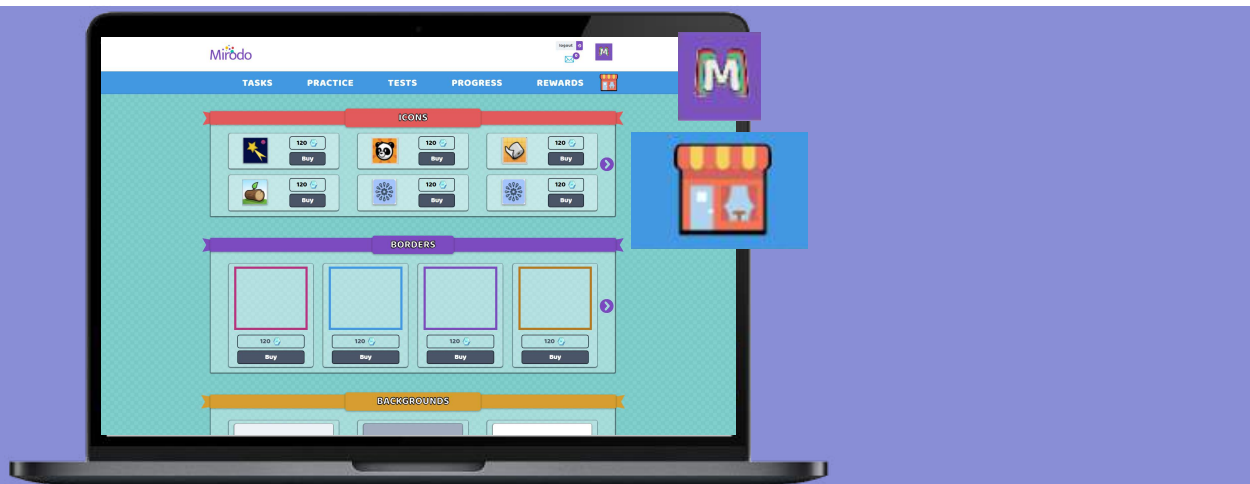
Mirodo's personalised "Rewards" tool allows you to see the areas your child are doing well in, and the topics they need to work on according to goals and trophies they have received.

If Mirodo was referred to you by a school, under the rewards tab you can also view all the trophies your child's teacher has allocated to them for specific reasons.



7.2 Mirodo Shop

Your child can personalise their Mirodo account by accessing the Mirodo Shop. By using the platform regularly, and completing daily challenges (refer to 2.1), coins can be collected and spent in the shop.




8 Mindfulness

8.1 Molly the Monkey

On Mirodo, your child will have access to mindfulness videos. These can be watched before attempting to complete a task or homework, as well as anytime during the day if feeling stressed or overwhelmed.

These activities will help your child to gather their thoughts and can help manage their emotions.

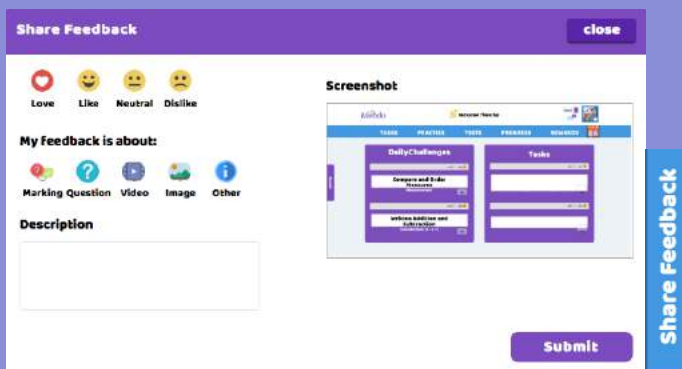


9 Support

9.1 Feedback

if you experience any technical issues with questions or wish to provide feedback, please click on the 'share feedback' button displayed on the right-hand side of your screen.

We're always here to help if you have any questions. Drop us an email on support@mirodoeducation.com with any queries.



9.2 Mirodo Community

Join our Mirodo community on social media for free resources, puzzles, tips, competitions and more!

